



INDIAN SCHOOL AL WADI AL KABIR

FINAL ASSESSMENT REVISION WORKSHEET (2025-2026)

NAME:

DATE: ___/02/2026

CLASS: I SEC: ROLL NO:

SUBJECT: COMPUTER SCIENCE

PARENT'S SIGN:

TEACHER'S SIGN:

SECTION – A

I. Read the questions carefully and tick (✓) the correct option.

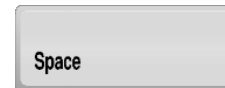
1. Which KEY is used to erase what we have typed?



b.



c.



2. _____ keys are used to type letters, words and sentences.

a. Number

b. Alphabet

c. Symbol

3. Which of the following is a real-life example of AI?

a.



b.



c.



4. Which of these actions is used to move a page up and down on a monitor?

a.



b.



c.



II. Read the following statements and write whether they are TRUE or FALSE in the box.

a. The Enter key moves the cursor to the next line.

a.

b. Google Maps uses AI.

b.





c. A smart vacuum cleaner washes clothes efficiently.

c.

d. A mouse is used to type words and letters.

d.

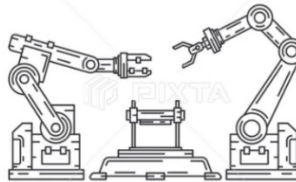
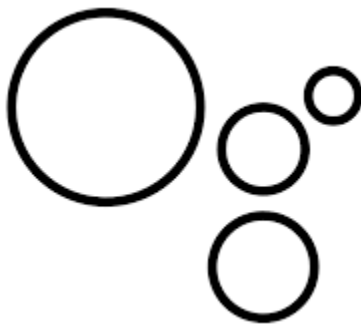
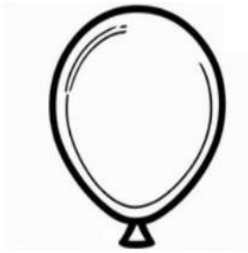
III. Match the key pictures in column A with the text in column B.

	COLUMN A		COLUMN B
1.		a.	Number keys
2.		b.	Smart Washing Machine
3.		c.	Face Lock
4.		d.	Enter Key



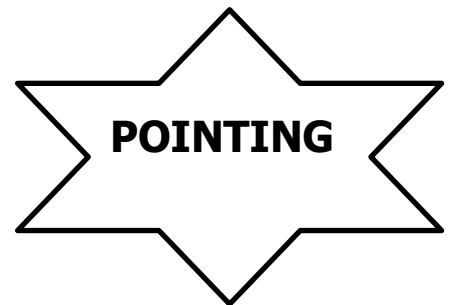

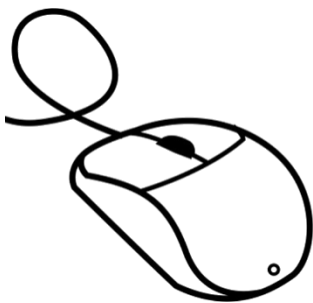
1. _____ 2. _____ 3. _____ 4. _____

SECTION-B

IV. Colour the examples of AI we see every day.




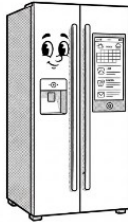

V. Colour the stars Yellow for the things a computer mouse can do, and Red for the things a computer mouse cannot do.



VI. Who Am I?

Circle the correct image shown based on the statement provided.




A. I can keep food fresh, tell you when items are running out, and help you make a shopping list.
Who am I?



B. I can play rhythms and work by voice command. Who am I?



VII. Look at the pictures below. Draw a line to match the smart machine to its correct name.

Picture	Name of Machine
	Smartwatch
	Smart Vacuum Cleaner
	Smart Washing Machine



SECTION-C

VIII. 1. Draw the missing part of the computer system in the box and colour all the computer parts.

2. Find the name in the box below and write it on the line given.

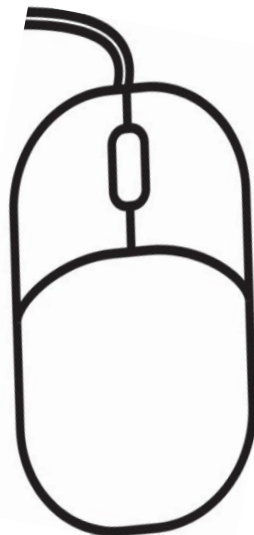
**MOUSE, KEYBOARD ,
CPU, MONITOR**

A large rectangular box containing a drawing activity. On the left is a large empty square box for drawing. To its right are three line drawings: a mouse, a keyboard, and a CPU tower. Below these drawings are four horizontal lines for writing.

IX. Colour the parts of the mouse as per the colour codes mentioned below.

Left Button – Yellow

Right Button – Purple



X. Write your COUNTRY name first, then find and colour the letters of it on the keyboard. If the letters get repeated colour it only once.

